

Q.PEAK DUO ML-G9.4

375-395

OUTSTANDING RELIABILITY
AND EXCEPTIONAL YIELDS



BREAKING THE 20% EFFICIENCY BARRIER

PERC Technology with zero gap cell layout boosts module efficiency up to 21.1%.



INNOVATIVE ALL-WEATHER TECHNOLOGY

Optimal yields, whatever the weather with excellent low-light and temperature behaviour.



ENDURING HIGH PERFORMANCE

Long-term yield security thanks to regular PID and Hot-Spot tests according to IEC requirements.



EXTREME WEATHER RATING

High-tech aluminium alloy frame, certified for high snow (6000 Pa) and wind loads (4000 Pa).



MAXIMUM COST REDUCTIONS

Up to 10% lower logistics costs due to higher module capacity per box.



A RELIABLE INVESTMENT

Inclusive 12-year product warranty and 25-year linear performance warranty¹.

¹ See data sheet on rear for further information.

THE IDEAL SOLUTION FOR:



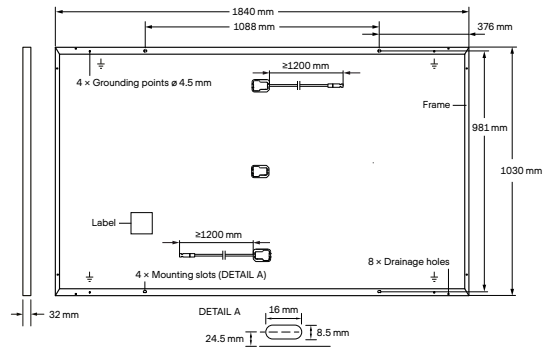
Rooftop arrays on residential buildings



Rooftop arrays on commercial / industrial buildings

MECHANICAL SPECIFICATION

Format	1840 mm × 1030 mm × 32 mm (including frame)
Weight	19.5 kg
Front Cover	2.8 mm thermally pre-stressed glass with anti-reflection technology
Back Cover	Composite film
Frame	Black anodised aluminium
Cell	6 × 22 monocrystalline PERC solar half cells
Junction box	53-101 mm × 32-60 mm × 15-18 mm Protection class IP67, with bypass diodes
Cable	4 mm ² Solar cable; (+) ≥ 1200 mm, (-) ≥ 1200 mm
Connector	Stäubli MC4, Hanwha Q CELLS HQC4; IP68

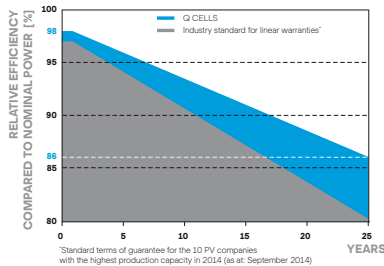


ELECTRICAL CHARACTERISTICS

POWER CLASS		375	380	385	390	395	
MINIMUM PERFORMANCE AT STANDARD TEST CONDITIONS, STC ¹ (POWER TOLERANCE +5 W / -0 W)							
Minimum	Power at MPP ¹	P_{MPP} [W]	375	380	385	390	395
	Short Circuit Current ¹	I_{SC} [A]	10.62	10.65	10.68	10.71	10.74
	Open Circuit Voltage ¹	V_{OC} [V]	44.96	44.99	45.03	45.06	45.10
	Current at MPP	I_{MPP} [A]	10.09	10.14	10.20	10.26	10.32
	Voltage at MPP	V_{MPP} [V]	37.18	37.46	37.74	38.01	38.29
	Efficiency ¹	η [%]	≥ 19.8	≥ 20.1	≥ 20.3	≥ 20.6	≥ 20.8
MINIMUM PERFORMANCE AT NORMAL OPERATING CONDITIONS, NMOT ²							
Minimum	Power at MPP	P_{MPP} [W]	280.8	284.6	288.3	292.0	295.8
	Short Circuit Current	I_{SC} [A]	8.55	8.58	8.60	8.63	8.65
	Open Circuit Voltage	V_{OC} [V]	42.39	42.43	42.46	42.50	42.53
	Current at MPP	I_{MPP} [A]	7.93	7.99	8.04	8.09	8.14
	Voltage at MPP	V_{MPP} [V]	35.39	35.64	35.87	36.11	36.34

¹Measurement tolerances $P_{MPP} \pm 3\%$; I_{SC} ; $V_{OC} \pm 5\%$ at STC: 1000 W/m², 25 ± 2°C, AM 1.5 according to IEC 60904-3 • 2800 W/m², NMOT, spectrum AM 1.5

Q CELLS PERFORMANCE WARRANTY

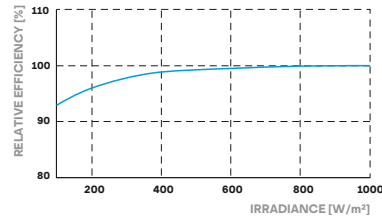


At least 98% of nominal power during first year. Thereafter max. 0.5% degradation per year. At least 93.5% of nominal power up to 10 years. At least 86% of nominal power up to 25 years.

All data within measurement tolerances. Full warranties in accordance with the warranty terms of the Q CELLS sales organisation of your respective country.

¹Standard terms of guarantee for the 10 PV companies with the highest production capacity in 2014 (as at September 2014)

PERFORMANCE AT LOW IRRADIANCE



Typical module performance under low irradiance conditions in comparison to STC conditions (25°C, 1000 W/m²).

TEMPERATURE COEFFICIENTS

Temperature Coefficient of I_{SC}	α [%/K]	+0.04	Temperature Coefficient of V_{OC}	β [%/K]	-0.27
Temperature Coefficient of P_{MPP}	γ [%/K]	-0.35	Nominal Module Operating Temperature	NMOT [°C]	43 ± 3

PROPERTIES FOR SYSTEM DESIGN

Maximum System Voltage	V_{SYS} [V]	1000	PV module classification	Class II
Maximum Reverse Current	I_R [A]	20	Fire Rating based on ANSI / UL 61730	C / TYPE 2
Max. Design Load, Push / Pull	[Pa]	4000 / 2660	Permitted Module Temperature on Continuous Duty	-40°C - +85°C
Max. Test Load, Push / Pull	[Pa]	6000 / 4000		

QUALIFICATIONS AND CERTIFICATES

IEC 61215:2016;
IEC 61730:2016.
This data sheet complies with DIN EN 50380.



PACKAGING INFORMATION

Vertical packaging	1891mm	1130mm	1200mm	687.5kg	28 pallets	24 pallets	33 modules
--------------------	--------	--------	--------	---------	------------	------------	------------

Note: Installation instructions must be followed. See the installation and operating manual or contact our technical service department for further information on approved installation and use of this product.

Hanwha Q CELLS GmbH

Sonnenallee 17-21, 06766 Bitterfeld-Wolfen, Germany | TEL +49 (0)3494 66 99-23444 | FAX +49 (0)3494 66 99-23000 | EMAIL sales@q-cells.com | WEB www.q-cells.com